



60-Minute Method

Case Study: FAFSA Completion

May 17, 2018



Escambia County School District graduates who	Postsecondary graduates who
<ul style="list-style-type: none"> • % of HS grads who completed at least one accelerated course • % of HS grads who enroll in PS institution within 16 months after grad • % of seniors who qualify for Bright Futures • # of HS students in internships/co-ops • <u>FAFSA completion rates</u>  • Placement in employment • Avg. wage of placement in employment following HS grad 	<ul style="list-style-type: none"> • # of students participating in internships, apprenticeships & co-ops • <u>FAFSA completion rates</u>  • Postsecondary retention • Completion rates of programs • Placement in employment • Avg. wage of placement in employment following postsecondary completion

CONTRIBUTING INDICATORS

OUTCOME

Everyone achieves
CAREER READINESS



FAFSA Case Study



FLORIDA

- 59% of high school seniors who complete FAFSA qualify for a Pell Grant.
- Best state in the nation for higher education.
- 34th in the nation for FAFSA completion.



HIGH GRADUATION, LOW COMPLETION

- 79.5% high school graduation rate
- 31.9% FAFSA completion
- 46th in Florida, down from 34th in 2017

Grad Rate (2016-17): **79.5%**

2017-18 School Year

(10/1/17 - 3/30/18)

12th Graders:

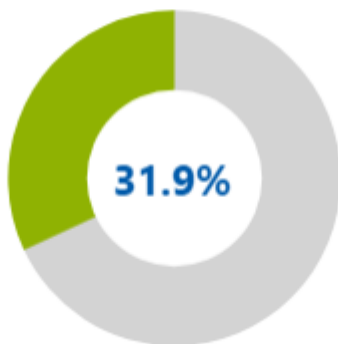
2,324

FAFSAs
Submitted:

843

FAFSAs
Completed:

741



2016-17 School Year

(10/1/16 - 3/31/17)

12th Graders:

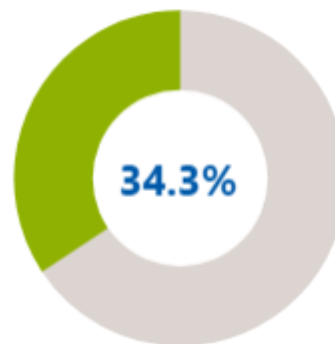
2,422

FAFSAs
Submitted:

952

FAFSAs
Completed:

830



Change

FAFSA
Completion Rate:

-2.4%

FAFSAs
Submitted:

-109

FAFSAs
Completed:

-89

FAFSA Completion Rates through March 30, 2018

School Name	County	12th Graders (2017-18)	↓ Click bar chart below for more schools
West Florida High School/Technical	Escambia	274	43.6%
Pensacola High School	Escambia	292	45.2%
Northview High School	Escambia	86	33.7%
Washington Senior High School	Escambia	386	33.4%
Escambia	Escambia	2,324	1.9%
J. M. Tate Senior High School	Escambia	502	1.5%
Escambia High School	Escambia	346	8.9%
Pine Forest High School	Escambia	288	23.6%
Escambia Westgate Center	Escambia	58	0.0%
County Administrative Annex	Escambia	92	0.0%

Step 1: Identify the question or problem

Working in small groups, write one question per Post-It note

Step 2: What data points can help you answer the question you just created?

Working in small groups, write one data point per Post-It

60-Minute Method



Step 3: What does the data tell you?

Step 4: Where are our opportunities?

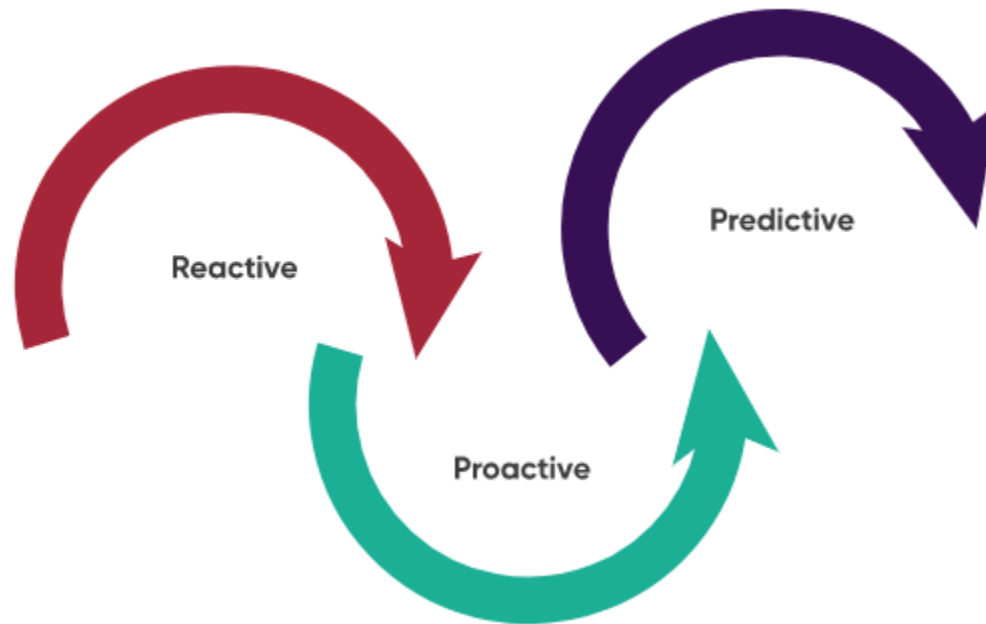
Short, Mid and Long-Term

Strategic triage

60-Minute Method

Step 5: Assess the impact and test again.

Next: Impact on policy, predictive analytics



Tennessee is #1 in the nation for FAFSA filing for the third year in a row.

Top 5 States for FAFSA Filing | 2017

Based on data from U.S. Department of Education

1. Tennessee - 73.5%
2. Washington, D.C. - 64.8%
3. Delaware - 61.6%
4. New Jersey - 61.0%
5. Massachusetts - 60.4%



Why is the FAFSA so important?

In Tennessee, filing the Free Application for Federal Student Aid (FAFSA) is **a requirement to be eligible for all state aid**, including Tennessee Promise and the HOPE Lottery Scholarship.

Through school counselors, TSAC outreach specialists, Advise TN advisors, TN FAFSA Frenzy, Tennessee Promise partnering organizations, and many others, **students in Tennessee get personalized assistance in completing the FAFSA**. Research has shown that such support can increase the likelihood that students enroll and persist in college.¹

FAFSA Filing Resources from the State of Tennessee



www.tn.gov/collegepays



www.CollegeforTN.org



www.tnfafsafrenzy.gov

TSAC Outreach Specialists

The Tennessee Student Assistance Corporation (TSAC) outreach specialists are experts that work directly with students and educators, free of cost, to navigate financial aid in Tennessee. Visit www.tn.gov/collegepays to find your outreach specialist.

What's Next?



MAPPING MOVING TRAINS

2018 Career Readiness Collective Action Network SCHEDULE

- *George Stone Technical Center: Wednesday, June 20, 2-4 p.m. GSTC campus
- *Community-Based Organizations: Thursday, July 19, 2-4 p.m.
- *Analysis, Action Planning + Voting: Thursday, August 16, 2-4 p.m.
- *Work groups begin meeting week of August 27, 2018!



Join us in learning how we can ensure everyone achieves career readiness.

QUESTIONS? [KIMBERLY KRUPA, DIRECTOR@ACHIEVEESCAMBIA.ORG](mailto:KIMBERLY.KRUPA@ACHIEVEESCAMBIA.ORG)

ACHIEVEESCAMBIA.ORG/CANS/CAREER-READINESS